

# How to Log In to the SITRAIN LMS

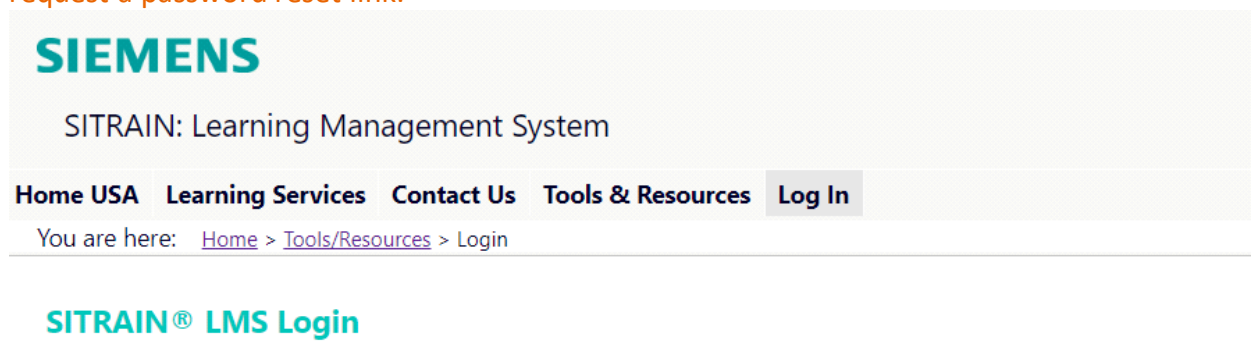
Go to the SITRAIN LMS at <https://www.sitrain-lms.com>

Select Login from the menu



Choose your preferred log in method.

If you don't have an account or don't know your password, use the option to create an account or request a password reset link.



[Create a SITRAIN LMS account](#)

[Request a Password Reset Link](#)

## Fill in the required information

SITRAIN LMS Credentials

SIEMENS

SITRAIN: Learning Management System

Home USA

Learning Services

Contact Us

Tools & Resources


Log In

You are here: [Home](#) > [Tools/Resources](#) > Login

SITRAIN® LMS Login

Existing Users: LMS Credential Login

\* User ID:\*  
  
(This is usually your email address):

\* Password:\*  
  


By logging in, you acknowledge having read the Siemens [Privacy Notice](#).

Login

[Click here for password reset](#)  
[New users, click here to create an account](#)

SiemensID/AzureID

Log in


Sign in to your account


Email address\*

Continue

Don't have an account? [Create one](#)

OR

 Sign in with Siemens Entra ID (Employees AAD)

 Sign in with Microsoft account

Once logged in, you will be returned to the Home page.  
Find your account, cart and dashboard under "My Stuff" - the menu with your name.

### What our customers are saying

"Our instructor was amazing! Very knowledgeable, very understanding, and very helpful in helping me through any questions."  
[Click here to read more!](#)

### We are happy to announce the following new courses

[Introduction to TIA Portal and Diagnostics - Virtual](#)  
[Introduction to TIA Portal and Diagnostics](#)  
[Introduction to SIMATIC PLCs & Languages with Diagnostics](#)  
[Introduction to SIMATIC PLCs & Languages with Diagnostics - Virtual](#)

My Account  
My Cart  
My Dashboard  
SCE Documents  
Logout

### My Stuff

Find user-specific links, like your dashboard or account page, on the menu with your name.

### Upcoming Classes

[S7 Automation Maintenance 1](#)  
[TIA Portal Programming 2](#)  
[TIA Portal Programming 1 - Virtual](#)  
[Edge - Virtual](#)